


Don't go away
Oasis

Fmaj7



Intro: Am | G | Fmaj7 | Dm Fmaj7 2/4

E-----
B-----
G-----5--7-----7-----7--5--7--5--
D-----5--7-----
A-----
E-----

Fill

E-----
B-----
G-----7-----7-----
D-----5-----
A-----
E-----

---play this part only---
---on the 2nd time---

0:27

Am G
A cold and frosty morning there's not a lot to say
Fmaj7 | Dm F |
About the things caught in my mind
Am G
As the day was dawning my plain flew away
Fmaj7 | Dm F |
With all the things caught in my mind

Fill#1 (this is played through all the song)

E-----3-----3-----
B-----1-----1-----1-----
G-----4-----4-----
D-----
A-----
E-----

0:51

Dm(Fill#1) F
And I don't wanna be there when you're coming down
Dm(Fill#1) | F | G |
And I don't wanna be there when you hit the ground

C E/B
So don't go away, say what you say Am/G
But say that you'll stay, forever and a day
F G
In the time of my life, cause I need more time
| Am Am/G | Fmaj7 | Fmaj7 |
Yes I need more time just to make things right

1:07

Little solo:

E-----
B-----
G-----7(9)----- (9) (7) --5--
D-----7--
A-----
E-----

1:30

Am

G

Damn my situation and the games I have to play
Fmaj7 | Dm F |

With all the things caught in my mind

Am

G

Damn my education I can't find the words to say
Fmaj7 | Dm F |

About the things caught in my mind

Dm(Fill#1)

F

And I don't wanna be there when you're coming down

Dm(Fill#1)

F

And I don't wanna be there when you hit the ground

G |

2:04

Chorus

C

G/B

So don't go away, say what you say

Am

Am/G

But say that you'll stay, forever and a day

F

G

In the time of my life cause I need more time

Am

Am/G


F maj7

Yes I need more time just to make things right

Fm

Fm

Me and you what's going on



2:31

Solo 1

Diagram for Solo 1 showing fret positions on strings E, B, G, D, A, E. Chords C, G, and Am are indicated above the staff. Blue arrows and circles highlight specific fretting techniques on the G and D strings.

F


Fm

All we seem to know is how to show the feelings that are wrong

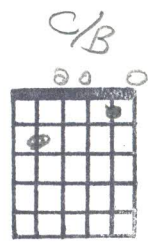
Solo 2

Diagram for Solo 2 showing fret positions on strings E, B, G, D, A, E. Chords C, G, Am, Am/G, F, and G are indicated above the staff. Blue arrows and circles highlight specific fretting techniques on the G and D strings.

Am/G



So don't go away, say what you say ^C
 But say that you'll stay, forever and a day ^{Am} ^{Am/G}
 In the time of my life cause I need more time ^F ^G
 Yes I need more time just to make things right ^{Am} ^{Am/G} ^{Fmaj7}



Yes I need more time just to make things right ^{Am} ^{Am/G} ^{Fmaj7}
 Yes I need more time just to make things right ^{Am} ^{Am/G} ^{Fmaj7} ^G

~~Yes I need more time just to make things right~~
 So, don't go away ^C